

## Total Synthesis of (±)-FR-900482

Jeffrey M. Schkeryantz\*<sup>†</sup> and Samuel J. Danishefsky<sup>†,‡</sup>

Laboratory For Bio-organic Chemistry  
Sloan-Kettering Institute for Cancer Research  
1275 York Avenue, New York, New York 10021  
Department of Chemistry, Columbia University  
New York, New York 10027

Received January 31, 1995

Since their discovery, the mitomycins (*cf.* mitomycin C) have engaged the interest of chemists, biologists, and oncologists.<sup>1</sup> Considerable excitement was generated by the discovery of novel structures related to the mitomycins at the level of structure and mechanism of action.<sup>2</sup> From a chemical standpoint, the most intriguing of these is FR-900482 (1), which is isolated from *Streptomyces sandaensis* No. 6897.<sup>3</sup> Not surprisingly, the confluence of the inherently interesting structures of these FR systems, their "mitomycin connection", their high potency, and their possible (though unsubstantiated) clinical usefulness has attracted the interest of chemists, at both the mechanistic and synthetic levels.<sup>4</sup> While a variety of fascinating approaches toward the synthesis of 1 have been reported, the only total synthesis disclosed is that of Fukuyama and colleagues.<sup>5</sup>

Our approach<sup>6</sup> to 1 involved a hetero-Diels–Alder reaction of a heavily functionalized nitroso aromatic system,<sup>7</sup> which led eventually to 2. The latter served as a precursor for an intramolecular Heck arylation (see 2 → 3).<sup>14</sup> Ultimately compound 4 was reached (see Figure 1). Not unexpectedly, a

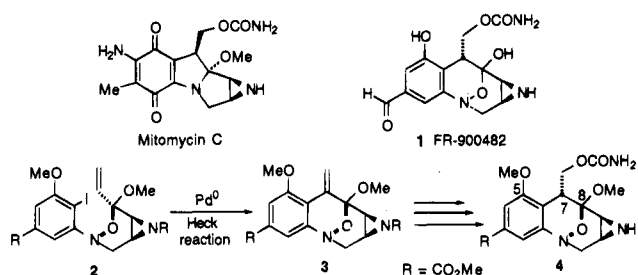
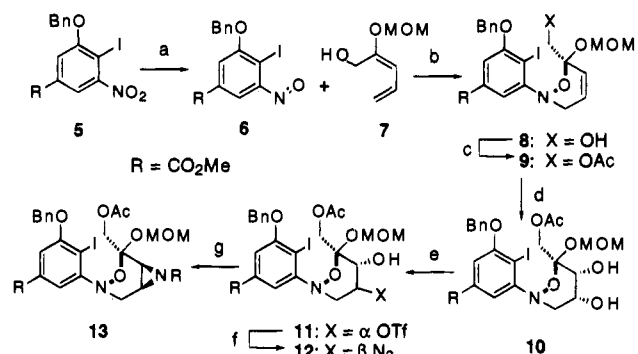


Figure 1. Heck cyclization route to central core of FR-900482.

## Scheme 1



<sup>a</sup> Reagents: (a)  $\text{SmI}_2$  (4 equiv), THF,  $-78^\circ\text{C}$ , then Oxone (3 equiv) and  $\text{H}_2\text{O}$ ,  $0^\circ\text{C}$ , 85%. (b) 7 (1.5 equiv), benzene,  $80^\circ\text{C}$ , 80%. (c) Acetic anhydride, pyridine,  $\text{CH}_2\text{Cl}_2$ ,  $22^\circ\text{C}$ , 92%. (d)  $\text{OsO}_4$ ,  $\text{Me}_3\text{NO}\cdot\text{H}_2\text{O}$ ,  $\text{CH}_2\text{Cl}_2/\text{benzene}$ ,  $22^\circ\text{C}$ , 71%. (e) Triflic anhydride (1 equiv), pyridine,  $\text{CH}_2\text{Cl}_2$ ,  $0^\circ\text{C}$ . (f)  $\text{Bu}_4\text{NN}_3$ , DMF,  $22^\circ\text{C}$ , 74% from 10. (g) (i) Triflic anhydride (1.5 equiv), pyridine,  $\text{CH}_2\text{Cl}_2$ ,  $0^\circ\text{C}$ ; (ii)  $\text{Ph}_3\text{P}$ , THF, then  $\text{NH}_4\text{OH}$ ; (iii) methyl chloroformate (1.5 equiv), pyridine,  $\text{CH}_2\text{Cl}_2$ ,  $0^\circ\text{C}$ , 72%.

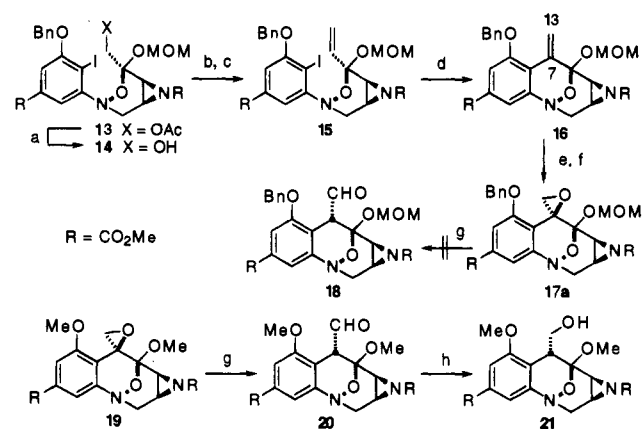
variety of attempts to achieve the full deprotection of 4 to complete the synthesis of 1 failed. We hoped to accomplish the synthesis of 1 through the strategy described above by merely modifying the protecting groups at  $\text{C}_5$  and  $\text{C}_8$  such that they could be discharged at appropriately late stages of the synthesis. In practice, the seemingly innocuous alterations of two protecting groups resulted in a breakdown of some of the model system chemistry, *i.e.*, control of the stereochemistry at  $\text{C}_7$ . Interesting solutions to these problems, resulting in the total synthesis of FR-900482, are described below.

Reduction of 5<sup>8</sup> to the corresponding arylhydroxylamine was best achieved with samarium diiodide (without compromising the aryl iodide function!) (Scheme 1).<sup>9</sup> Oxidation with Oxone gave 6 in 85% overall yield.<sup>10</sup> Cycloaddition of 6 with 7<sup>11</sup> gave an 80% yield of 8 and thence 9. The campaign for the installation of the 9,10-aziridine followed precepts founded by Kishi and colleagues in their historic synthesis of the mitomycins (see intervening structures 10–13).<sup>12</sup> Compound 12 was treated in sequence with triflic anhydride and pyridine, triphenylphosphine,<sup>13</sup> ammonium hydroxide, and finally, methyl chloroformate to furnish 13 in 72% overall yield. Conversion of 13 to the cyclization precursor 15 was accomplished in a straightforward way (Scheme 2). Indeed, intramolecular Heck arylation occurred smoothly (93%) to give 16.<sup>14</sup>

Upon osmylation and oxirane formation, 17a and the  $\text{C}_7$ -epimeric 17b (not shown) were obtained in a 10:1 ratio.<sup>15</sup> It was at this stage that application of findings in the model series broke down. In our earlier studies,<sup>6</sup> epoxide 19 (as well as its  $\text{C}_7$  epimer) underwent rearrangement with ferric chloride<sup>16</sup> to afford aldehyde 20 and thence 21 wherein the 7-hydroxymethyl group is in the  $\alpha$ -configuration (in the antipode shown).

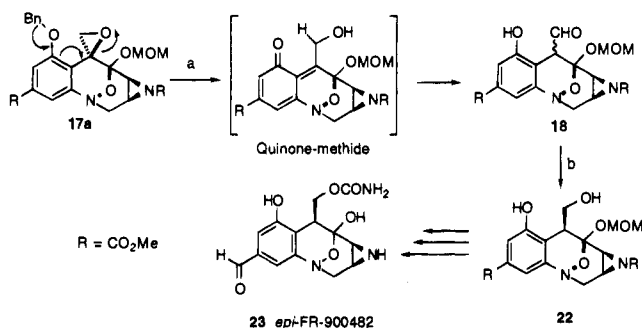
(14) Heck, R. F. *Org. React. (N.Y.)* 1982, 27, 345.(15) Robinson, P. L.; Barry, C. N.; Bass, S. W.; Evans, S. E., Jr. *J. Org. Chem.* 1983, 48, 5398.<sup>†</sup> Sloan-Kettering Institute for Cancer Research.<sup>‡</sup> Columbia University.(1) Remers, W. A.; Dorr, R. T. *Alkaloids: Chem. Biol. Perspect.* 1988, 6, 1. For a recent review on mitomycin synthetic studies, see: Remers, W. A.; Iyenger, B. S. *Recent Prog. Chem. Synth. Antibiot.* 1990, 415.(2) Isolation of albotomomycin A and isomitomycin A and a discussion of their equilibrium with mitomycin A: (a) Kono, M.; Saitoh, Y.; Shirahata, K.; Arai, Y.; Ishii, S. *J. Am. Chem. Soc.* 1987, 109, 7224. Isolation of FR-900482: (b) Uchada, I.; Takase, S.; Kayakiri, H.; Kiyato, S.; Hashimoto, M.; Tada, T.; Koda, S.; Morimoto, Y. *J. Am. Chem. Soc.* 1987, 109, 4108 and references cited therein. Isolation of FR-66979: (c) Terano, H.; Takase, S.; Hosoda, J.; Kohsaka, M. *Ibid.* 1989, 42, 145.(3) (a) Shimomura, K.; Hirai, O.; Mizota, T.; Matsumoto, S.; Mori, J.; Shimabayama, F.; Kikuchi, H. *J. Antibiot.* 1987, 40, 600. (b) Hirai, O.; Shimomura, K.; Mizota, T.; Matsumoto, S.; Mori, J.; Kikuchi, H. *Ibid.* 1987, 40, 607. (c) Masada, K.; Nakamura, T.; Shimomura, K.; Shibata, T.; Terano, H.; Kohsaka, M. *Ibid.* 1987, 41, 1497. (d) Masuda, K.; Nakamura, T.; Shimomura, K. *Ibid.* 1988, 41, 1497. (e) Shimomura, K.; Manda, T.; Mukumoto, S.; Masada, K.; Nakamura, T.; Mizota, T.; Matsumoto, S.; Nishigaki, F.; Oku, T.; Mori, J.; Shimabayama, F. *Cancer Res.* 1988, 48, 1116. (f) Masada, K.; Nakamura, T.; Mizota, T.; Mori, J.; Shimomura, K. *Ibid.* 1988, 48, 5172.(4) Mechanistic studies: (a) Huang, H.; Pratum, T. K.; Hopkins, P. B. *J. Am. Chem. Soc.* 1994, 116, 2703 and references cited therein. Model synthetic studies: (b) Yasuda, N.; Williams, R. M. *Tetrahedron Lett.* 1989, 33, 3397. (c) Jones, R. J.; Rapoport, H. *J. Org. Chem.* 1990, 55, 1144. (d) Dmitrenko, G. I.; Denhart, D.; Mithani, S.; Prasad, G. K. B.; Taylor, N. J. *Tetrahedron Lett.* 1992, 33, 5705.(5) (a) Fukuyama, T.; Goto, S. *Tetrahedron Lett.* 1989, 30, 6491. (b) Fukuyama, T.; Xu, L.; Goto, S. *J. Am. Chem. Soc.* 1992, 114, 383.(6) (a) McClure, K. F.; Danishefsky, S. J. *J. Org. Chem.* 1991, 56, 850. (b) McClure, K. F.; Danishefsky, S. J. *J. Am. Chem. Soc.* 1993, 115, 6094.(7) (a) Kirby, G. W. *Chem. Soc. Rev.* 1977, 6, 1. (b) Boger, D. L.; Weinreb, S. M. In *Hetero Diels-Alder Methodology in Organic Synthesis*; Academic Press: San Diego, 1987; Chapter 3.(8) Prepared in seven steps from methyl vanillate: (i)  $\text{HNO}_3$ ,  $\text{AcOH}$ ; (ii)  $\text{LiOH}$ ,  $\text{THF}/\text{H}_2\text{O}$ ; (iii)  $\text{BBr}_3$ ; (iv)  $\text{MeOH}$ ,  $\text{HCl}$ ; (v)  $\text{NaH}$  (2 equiv),  $\text{BnBr}$  (1 equiv); (vi)  $\text{Ti}_2\text{O}_3$ , pyridine; (vii)  $\text{NaI}$ , DMF,  $80^\circ\text{C}$ .(9) Kende, A. S.; Mendoza, J. S. *Tetrahedron Lett.* 1991, 32, 1669.(10) Sandler, S. R.; Karo, W. In *Organic Functional Group Preparations*; Academic Press: London, 1986; Vol. II, Chapter 16.(11) McDougal, P. G.; Rico, J. G.; Vanderveer, D. J. *J. Org. Chem.* 1986, 51, 4494.(12) (a) Fukuyama, T.; Nakatsubo, F.; Cocuzza, A.; Kishi, Y. *Tetrahedron Lett.* 1977, 4295. (b) Nakatsubo, F.; Fukuyama, T.; Cocuzza, A.; Kishi, Y. *J. Am. Chem. Soc.* 1977, 99, 8115. (c) Kishi, Y. *J. Nat. Prod.* 1979, 42, 549.(13) Gololobov, Y. G.; Zhmurova, I. N.; Kasukhin, L. F. *Tetrahedron* 1981, 37, 347.

## Scheme 2



<sup>a</sup> Reagents: (a) K<sub>2</sub>CO<sub>3</sub>, MeOH, 22 °C, 100%. (b) DMSO, oxalyl chloride, CH<sub>2</sub>Cl<sub>2</sub>, -78 °C, then Et<sub>3</sub>N. (c) Ph<sub>3</sub>PCH<sub>2</sub>Br, NaHMDS, THF, -20 °C, 75% from **14**. (d) (Ph<sub>3</sub>P)<sub>4</sub>Pd, Et<sub>3</sub>N, CH<sub>3</sub>CN, 90 °C, 18 h, 93%. (e) OsO<sub>4</sub>, NMO, acetone/H<sub>2</sub>O, 22 °C, 90%. (f) DIAD, Ph<sub>3</sub>P, THF, 22 °C, 24 h, 86%. (g) FeCl<sub>3</sub>, CH<sub>2</sub>Cl<sub>2</sub>, -20 °C. (h) NaBH<sub>4</sub>, MeOH, 22 °C, 30 min, 50% from **19**.

## Scheme 3



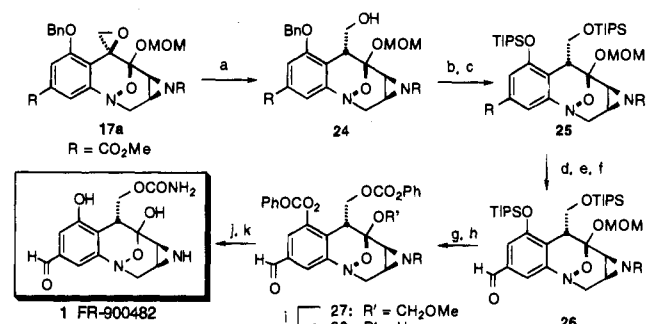
<sup>a</sup> Reagents: (a) H<sub>2</sub>, Pd/C (10%, 1.0 wt equiv), EtOH, 22 °C. (b) NaBH<sub>4</sub>, EtOH, 22 °C, 72% from **17a**.

Unfortunately, all attempts to realize the counterpart reaction with **17a** failed to provide aldehyde **18**, presumably as a consequence of the labile C<sub>5</sub> and C<sub>8</sub> ether functions.<sup>17</sup> Highly complex mixtures resulted from a variety of such attempts with FeCl<sub>3</sub> or other mild Lewis acid catalysts.

Interestingly hydrogenolysis of the benzyl ether did set in motion an orderly cleavage of the epoxide<sup>18</sup> (Scheme 3). The resultant labile aldehyde **18**, when treated with sodium borohydride, afforded the C<sub>7</sub>-*epi* system **22**. The stereochemical outcome was established when **22** was converted to C<sub>7</sub>-*epi* FR-900482 (**23**). This compound exhibits small, but real, spectral differences with the natural product furnished by Fujisawa. One explanation for this result in the hydrogenolysis case is that while the aldehyde at C<sub>7</sub> in **18** is kinetically produced in the natural  $\alpha$ -configuration, it rapidly epimerizes to the more stable C<sub>7</sub>  $\beta$ -series.

Accordingly we sought a reaction where protonation at C<sub>7</sub> following epoxide cleavage would occur from the less hindered  $\beta$ -face leading to a nonepimerizable product configured at C<sub>7</sub> as in the natural series. We took note of the vinylogous glycidate character of the spiroepoxide relative to the methoxycarbonyl group on the aromatic ring. In the event, treatment of **17a** with samarium diiodide indeed afforded, in excellent yield, compound **24**, whose structure was verified by crystallographic means<sup>19</sup> (Scheme 4). The use of *N,N*-dimethyletha-

## Scheme 4



<sup>a</sup> Reagents: (a) SmI<sub>2</sub> (2 equiv), *N,N*-dimethylethanamine (10 equiv), THF, -78 °C, 92%, 86% for **17b**. (b) H<sub>2</sub>, Pd/C, EtOH, 30 min, 93%. (c) TIPSOTf, diisopropylethylamine, CH<sub>2</sub>Cl<sub>2</sub>, 0 °C, 98%. (d) DIBAL-H (7 equiv), hexane/CH<sub>2</sub>Cl<sub>2</sub>, -78 °C, 93%. (e) *N*-((Methoxycarbonyloxy)succinimide), pyridine, 22 °C, 2 h, 93%. (f) MnO<sub>2</sub>, CH<sub>2</sub>Cl<sub>2</sub>, 22 °C, 1 h, 85%. (g) TBAF, THF, 22 °C, 12 h, 100%. (h) PhOCOCl, diisopropylethylamine, CH<sub>2</sub>Cl<sub>2</sub>, 22 °C, 100%. (i) Ph<sub>3</sub>CBF<sub>4</sub> (2 equiv), di-*tert*-butylpyridine (1 equiv), CH<sub>2</sub>Cl<sub>2</sub>, 0-22 °C, 15-30 min, 75%. (j) NH<sub>3</sub>, CH<sub>2</sub>Cl<sub>2</sub>, *i*-PrOH, 22 °C, 6 h, 80%. (k) K<sub>2</sub>CO<sub>3</sub>, MeOH/H<sub>2</sub>O, 22 °C, 24 h, 76%.

nolamine was an essential component in this reaction in that it prevented formation of the elimination product (see compound **16**). It is postulated that this reagent not only acts as a proton source but also sequesters the samarium(III) formed thus favoring maintenance of the hydroxymethyl group (see compound **24**). The fact that the minor epoxide **17b** gave the same compound (**24**) upon treatment with samarium diiodide supports an intermediate in which an sp<sup>2</sup>-hybridized version of C<sub>7</sub> is kinetically protonated from the less hindered  $\beta$ -face.

With this key breakthrough, the end was in sight. Hydrogenolysis of the benzyl function was followed by protection of the two hydroxyl groups as TIPS ethers (see compound **25**). Reduction of the ester with DIBAL-H, followed by reprotection of the aziridine and oxidation, led to the benzaldehyde moiety (see structure **26**). Remarkably, this aldehyde was maintainable for the duration of the synthesis. The two TIPS groups were cleaved and two phenyl carbonate residues were introduced, as shown (see compound **27**). Removal of the MOM function was accomplished with trityl fluoroborate along with the additive di-*tert*-butylpyridine affording **28**.<sup>20</sup> Finally, treatment of **28** with ammonia followed by deprotection of the aziridine afforded fully synthetic racemic FR-900482 (**1**) as the usual C<sub>8</sub> "anomer" mixture identical (<sup>1</sup>H NMR, IR, MS, TLC; four different solvent systems) with an authentic sample provided by Fujisawa. Furthermore, this compound was carried on to the known semisynthetic triacetate (FK-973) (identical by <sup>1</sup>H NMR, TLC).

Considering the complexities of FR-900482, this synthesis provides a reasonably direct route to the final target. Furthermore, it provides unique and stereoselective access to the 7-*epi*-FR-900482 series for biological evaluation. Parenthetically, the synthesis underscores the usefulness of samarium diiodide as a mild reducing agent even with complex multifunctional substrates (see **17a** and **5**).<sup>21</sup>

**Acknowledgment.** This work was financially supported by the National Institutes of Health (NIH, Grant No. CA 28824). We thank Fujisawa Pharmaceutical Co. for a generous gift of natural FR-900482. We are also grateful to Professor T. Fukuyama (Rice University) for helpful discussions and for providing copies of spectral data (<sup>1</sup>H NMR) of both synthetic and natural FR-900482 as well as to Susan De Gala (Yale University Chemical Instrumentation Center) for X-ray analysis of compound **24**.

JA9503185

(16) (a) Van Tاملen, E. E.; Zawacky, S. R.; Russell, R. K.; Carlson, J. G. *J. Am. Chem. Soc.* **1983**, *105*, 142. (b) Corey, E. J.; Houpin, I. N. *Ibid.* **1990**, *112*, 8997.

(17) (a) Coxon, J. M.; Harshorn, M. P.; Swallow, W. H. *J. Chem. Soc., Chem. Commun.* **1973**, 261. (b) Bardili, B.; Marschall-Weyerstahl, H.; Weyerstahl, P. *Liebigs Ann. Chem.* **1985**, 275.

(18) Blackett, B. N.; Coxon, J. M.; Harshorn, M. P.; Jackson, B. L. J.; Muir, C. N. *Tetrahedron* **1969**, *25*, 1479.

(19) (a) Molander, G. A.; La Belle, B. E.; Hahn, G. *J. Org. Chem.* **1986**, *51*, 5259. (b) Otsubo, K.; Inanaga, J.; Yamaguchi, M. *Tetrahedron Lett.* **1987**, *28*, 4437.

(20) Nakata, T.; Schmid, G.; Vranesic, B.; Okigawa, M.; Smith-Palmer, T.; Kishi, Y. *J. Am. Chem. Soc.* **1978**, *100*, 2933.

(21) Molander, G. A. *Chem. Rev.* **1992**, *92*, 29 and references cited therein.